







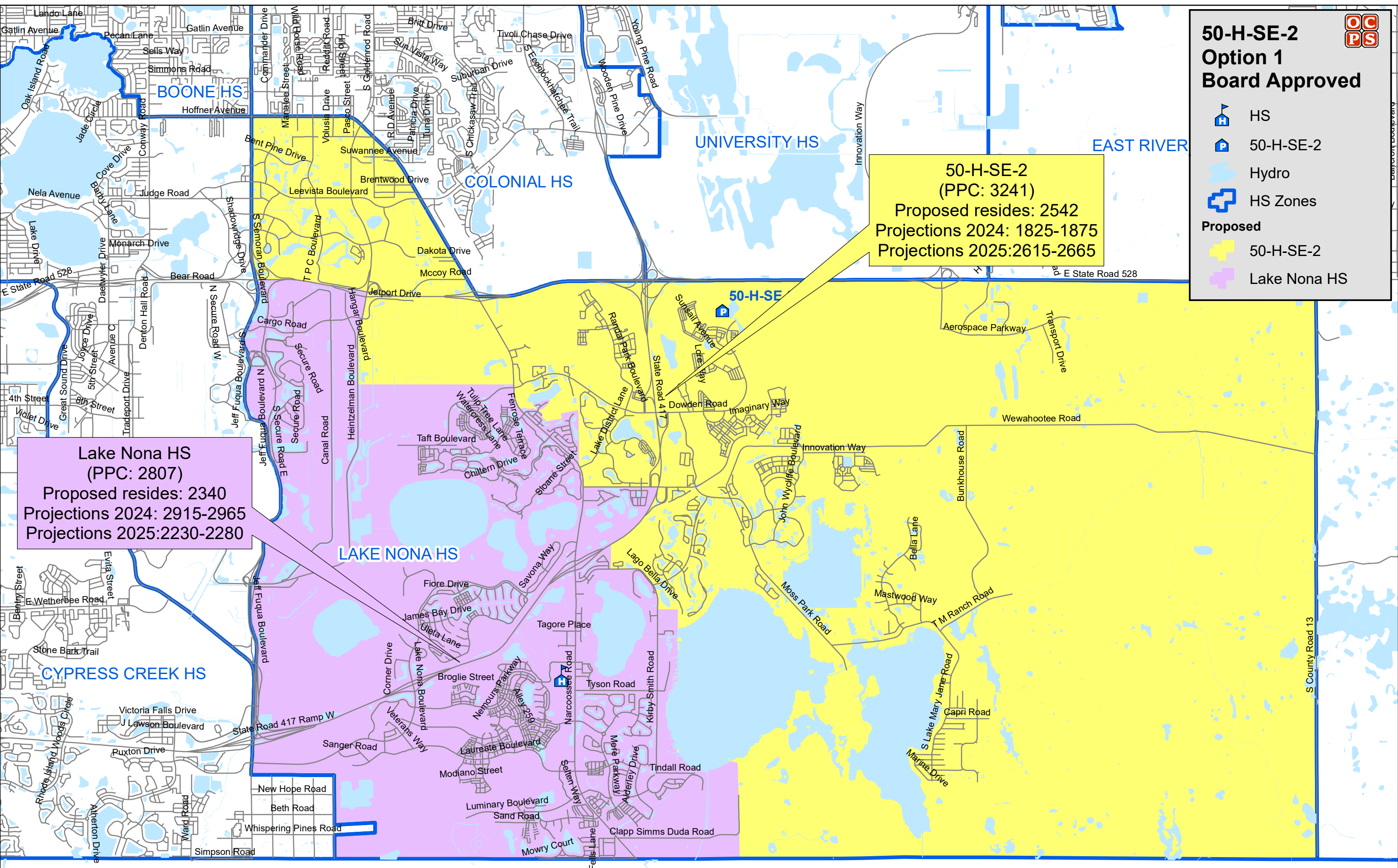


**50-H-SE-2**  
**Option 1**  
**Board Approved**

-  HS
-  50-H-SE-2
-  Hydro
-  HS Zones
- Proposed**
-  50-H-SE-2
-  Lake Nona HS

**50-H-SE-2**  
 (PPC: 3241)  
 Proposed resides: 2542  
 Projections 2024: 1825-1875  
 Projections 2025: 2615-2665

**Lake Nona HS**  
 (PPC: 2807)  
 Proposed resides: 2340  
 Projections 2024: 2915-2965  
 Projections 2025: 2230-2280





**50-H-SE-2 Rezoning Option 1 Board Approved**

<b>School (Program Capacity)</b>	<b>Enrollment 10/17/2022 (%W/B/O) (%Non-H/H)</b>	<b>Current Number of Students Residing</b>	<b>Proposed Resides* (%W/B/O) (%Non-H/H) (Projected Students 2024**)  (Projected Students 2025)</b>	<b>FARMS C: Current P: Proposed</b>	<b>ESE C: Current P: Proposed</b>	<b>ELL C: Current P: Proposed</b>
<b>50-H-SE-2 (3,241)</b>	N/A	N/A	2,542 (81/12/7) (40/60) (1825-1875) (2615-2665)	C: N/A P: 37%	C: N/A P: 9%	C: N/A P: 10%
<b>Lake Nona HS (2,807)</b>	4,365 (81/10/9)  (39/61)	4,882	2,340 (80/10/10) (42/58) (2915-2965) (2230-2280)	C: 31% P: 25%	C: 8% P: 8%	C: 10% P: 9%
<b>(6,048)</b>	Total <b>4,365</b>	Total <b>4,882</b>	Total <b>4,882</b>			

FARMS, ESE, & ELL numbers reflect students currently residing in these school zones

\*Geo-coded students for the 2022-23 school year

\*\*With 9-11 grade at 50-H-SE-2